



Campaign Whale

Educational Resources:

Whale Mobile

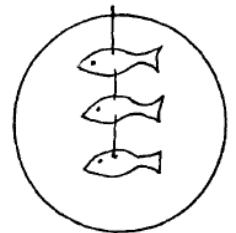
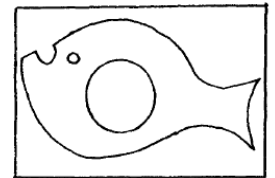



Materials:

- 9" x 12" sheet of newspaper
- 9" x 12" piece of heavy cardboard
- 1" x 3" scraps of coloured paper
- Scissors
- Needle and thread

Steps:

1. Draw a whale shape on newspaper. Draw a hole in the middle. Cut out and use as a pattern
2. Trace around the newsprint pattern onto the cardboard and cut it out.
3. Cut three little fish from the scraps of coloured paper
4. String the little fish in a line with the needle and thread. Tie to the tip of the hole in the whale.
5. Tie a string to the top of the whale to hang it.



Help protect whales & dolphins:

If you would like to help protect these wonderful marine mammals, please consider joining our 'Whale Saver's scheme for just £20 a year and receive a special 'Whale Savers' certificate, metal badge and regular newsletters.

For further information please visit our web site:

www.campaign-whale.org

Alternatively send a cheque made payable to Campaign Whale to:

Campaign Whale, PO Box 2673, Lewes, East Sussex, BN8 5BZ.

Thank you!

Campaign Whale is a non-profit organisation dedicated to protecting whales, dolphins and their habitats.

Tel: 01273 471403 | Email: info@campaign-whale.org | Website: www.campaign-whale.org